



CONTEMPORARY



1867 **150** YEARS 2017





Thanks to revolutionary new materials and processes, the OTTO woodgrain laminates are gloriously realistic. Added to which they're ultra-stylish, durable and easy to clean – perfect for contemporary family life.

For a seamless aesthetic opt for true handleless styling with the rail system available in three on-trend shades and colour matched plinths (see page 134).

- FINISH** *Dark Walnut with Concrete and painted Teal (left),
Dark Walnut with Concrete and painted Mink (top right)*
- WORKSURFACE** *50mm Concrete*
- HANDLE** *Handleless rail in Anthracite*



DISCREETLY STYLISH AND AN ALTERNATIVE TO TRUE HANDLELESS DESIGN ARE UNOBTRUSIVE TOP FITTING HANDLES. SEE OUR FULL RANGE OF HANDLES ON PAGES 129 – 134





Introduce layers of interest to your colour scheme, by mixing the vintage inspired warm earthy tones of Rose Walnut laminate with the versatile cool shade of Matt Light Grey.

Smart detailing such as colour coordinated worksurfaces and internal drawer fronts ensure a cohesive and polished kitchen scheme.

FINISH	<i>Rose Walnut with Matt Light Grey</i>
WORKSURFACE	<i>Rose Walnut</i>
UPSTAND	<i>Rose Walnut</i>
HANDLE	<i>K157, K158</i>





Adding to the modern mood of this OTTO kitchen is the beautifully engineered handle free design, a key look that shows the beauty of this woodgrain laminate to best effect.

Balance beauty with practicality with the modular open units available in different sizes and all of the laminate finishes.

- FINISH** *Bleached Walnut with Matt white (left), Otto Laminate in Bleached Walnut with Gloss White (bottom right)*
- HANDLE** *Handleless rail in White*
- SPLASHBACK** *Bleached Walnut*



FINISH Concrete with Matt Light Grey



OTTO LAMINATE



EVERY DETAIL MATTERS WHEN IT
COMES TO SPECIFYING YOUR KITCHEN,
WITH HANDLES NOW A STYLE CHOICE,
RATHER THAN A NECESSITY





The tasteful inset letter box handle is an on-trend alternative look to handleless that is available for the OTTO range. Uniformly inset into the face of each door for a bold style statement, spring loaded in a brushed aluminium finish, the inset handle marries functionality with design.

FINISH *Dark Walnut with Concrete and painted Mink*
HANDLE *K168*

OTTO INSET 70





FOR ULTRA-SLEEK AND FUNCTIONAL
STYLING; OPT FOR ANGLED PANELS
AND DOORS TO CREATE NEAT SHARP
LINES – SO DESIRABLE IN MODERN
KITCHEN DESIGN.



The allure of premium quality gloss finishes remains strong in contemporary design and the combination of lustrous Gloss Graphite, Porcelain and White looks simply stunning.





Discreetly stylish, yet entirely practical, top fitting handles are the perfect adornment to OTTO. To view details of these handles, see pages 129 – 134.

FINISH *Gloss Cashmere*
HANDLE *K155, K151*

OTTO GLOSS 74



FINISH Soft Grey and Old Navy HANDLE K157, K158



OTTO MATT



OTTO MATT PAINTED IS HAND-SPRAYED
IN OUR UK WORKSHOP IN A POSITIVE
PRESSURE, FULLY ENCLOSED BOOTH,
ASSURING A FLAWLESS FINISH





Clean sharp lines and a flawless smooth matt painted finished is the epitome of cool urban living. This versatile door style is available in two standard finishes; Light Grey and Porcelain as well as the wider palette of 25 colours and the 150th Anniversary Palette.

FINISH *Soft Grey and Old Navy*
HANDLE *K157, K158*

OTTO MATT 78





The modern simplicity of the handleless design of MALMÖ showcases the ultra smooth, beautifully flawless matt finish and creates the ideal minimalist kitchen.



MALMÖ CAN BE MIXED WITH
EITHER OTTO OR ISALA, BROADENING
THE DESIGN AND COLOUR POSSIBILITIES
IN YOUR KITCHEN PLAN






MALMÖ is available in special sizes allowing for tailored design and offers a host of stylish features to complete the contemporary look.





The neutral finish of Matt Porcelain looks effortlessly cool when combined with the sharp sleek lines of this handleless design. Shown here in combination with the matching Gloss Porcelain finish for a subtle, yet stunning design statement.





Echoing one of the most popular colour trends, this Gloss Light Grey finish is perfect for creating a stunning, contemporary design.

Shown here with ISALA Dark Elm, MALMÖ can be combined with either OTTO or ISALA for a truly unique scheme.



SUPER SLIM 13MM END PANELS
CAN BE USED TO FRAME UNITS
CREATING A SLEEK, UNCOMPLICATED
LOOK THAT EMPHASISES MALMÖ'S
HANDLELESS DESIGN





The sweeping curves of MALMÖ look stunning in the distinctive dark shade of Gloss Graphite and allow for the all essential individuality statement in your kitchen design.





MALMÖ GLOSS






THE UNIQUE REAL WOOD GRAIN
AFFORDS DESIRABLE INTEREST
AND TEXTURE FOR THOSE CRAVING
CONTEMPORARY STYLING
WITH CHARACTER.



The beautifully engineered MALMÖ Veneer is a perfect choice for timber lovers wanting a modern edge to their kitchen scheme. Considered accessories feature the handle cut-out shape, providing an unprecedented look to linear styling.





CONSTRUCTED FROM DURABLE
LAMINATE IN TWO BEAUTIFUL FINISHES,
ISALA WILL STAND UP TO THE RIGOURS
OF EVERYDAY FAMILY USE




Tactile timber effect finishes are entirely on trend in contemporary kitchen schemes and the ISALA range is no exception.

The modern handleless design in the Dark Elm finish works in perfect combination with the reflective tones of OTTO Gloss Cashmere.



ISALA CAN BE MIXED WITH EITHER
 MALMÖ OR OTTO BROADENING DESIGN
 AND COLOUR POSSIBILITIES IN YOUR
 KITCHEN PLAN






This ISALA kitchen looks effortlessly smart and desirable. Shown here in combination with MALMÖ Gloss Cashmere for a softer look in a contemporary scheme.



A SKILLED CRAFTSMAN OVERSEES
EACH STAGE OF THE PRODUCTION
PROCESS FOR TAILORED TO FIT DOORS
TO ENSURE WE MEET YOUR EXACT
SIZE REQUIREMENTS





The simple shaker style of LANSDOWNE has a whole host of superb design features that will give your kitchen character and enduring appeal.

FINISH *Painted Ivory (right), painted Mussel and Natural Oak (left)*
HANDLE *K52 (right), K146 (left)*


LANSDOWNE 98





The organic beauty of LANSDOWNE Natural Oak offers the very latest in luxurious design with a selection of curved feature doors and a host of well-designed accessories.

FINISH *Natural Oak*
HANDLE *K52 (left, bottom right), K146 (top left)*



IVORY



PEWTER



SAGE



MARLOW is a five piece vinyl wrapped door, cleverly engineered to replicate the beauty of real painted timber.

This substantial wide frame shaker style kitchen is available in original Ivory and Light Grey or over-painted in any of the painted palette colours.

FINISH Ivory (left), Pewter (top left), Ivory and Sage (bottom left)
HANDLE K52

MARLOW 102



FINISH Light Grey and Old Navy HANDLE K163



MARLOW



PORCELAIN



SOFT MOSS



The smooth matt paint finish of STOWE will give your kitchen a contemporary feel that can be further enhanced with key accessory details such as curved and glazed doors as well as statement making pilasters.

FINISH *Porcelain (left & centre), Marlow in Soft Moss (top right & right)*
HANDLE *K149, K162*





This modern shaker design is striking in its simple styling and evident quality. The flawless finish is durable and easy to clean making STOWE an ideal choice for family living.

FINISH *Painted Light Grey*
HANDLE *K147*

STOWE 108

ANNIVERSARY PALETTE


1867 **150** YEARS 2017



PAINTED PALETTE – TIMBER/MATT



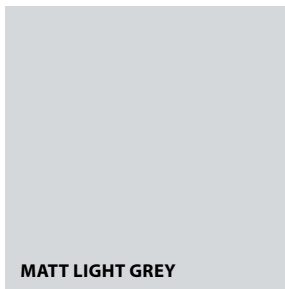

LAMINATE






GLOSS



MATT



TIMBER



VENEER

AVAILABILITY

		ANNIVERSARY PALETTE	PAINTED PALETTE	BLEACHED WALNUT	ROSE WALNUT	DARK WALNUT	DARK ELM	WARM GREY OAK	CONCRETE	GLOSS CASHMERE	GLOSS GRAPHITE	GLOSS LIGHT GREY	GLOSS PORCELAIN	GLOSS WHITE	MATT LIGHT GREY	MATT PORCELAIN	MATT WHITE	VINTAGE PIPPY OAK	NATURAL PIPPY OAK	NATURAL CHARACTER OAK	NATURAL OAK
LANGTON	P07	■	■																		
SALCOMBE	P13	■	■																		
PETWORTH	P17	■	■																		■
TETBURY	P23	■	■																		■
GRESHAM	P29	■	■																		
ERIN	P35	■	■																	■	
KEMBLE	P39	■	■																		
ARUNDEL	P41																	■	■		
KEW	P49	■	■																		
FINSBURY	P51	■	■																		
BARNES	P55	■	■																		
OTTO	P61	■	■	■	■	■			■	■	■		■	■	■	■					
MALMÖ	P79									■	■	■	■	■	■	■	■				■
ISALA	P93						■	■													
LANSDOWNE	P99	■	■																		■
MARLOW*	P105	■	■																		
STOWE	P109	■	■												■	■					

* Marlow is also available in original Ivory or Light Grey from stock (this is unpainted vinyl see pages 101/102).

Colour reproduction

Due to variables between photographic and print processes, colour may vary from the actual product supplied. Swatches are available to order from your retailer.

FINISHES

Painted Timber/Matt

We have a beautiful palette of 25 stunning on-trend colours allowing you to choose the perfect colour combination for your kitchen scheme. Additionally in celebration of our 150th Anniversary, we have also added five extra shades to the palette to further increase your choice. If you are still unable to find the perfect match you can opt for the ultimate in personalisation, the bespoke painted service, whereby we will accurately match your painted kitchen to a colour swatch from any paint manufacturer.

Laminate

A collection of high quality, durable laminate finishes that cleverly replicate timber and concrete.

Gloss

A palette of five trending colours in a premium painted high gloss finish.

Matt

Three beautifully neutral painted matt shades with an ultra-smooth luxury finish.

Timber

Our timber doors are manufactured using high quality materials resulting in a beautiful, natural finish. All of our timber ranges are made using the finest, environmentally responsible timbers, from temperate regions throughout the Northern hemisphere with an emphasis on indigenous British species. The materials are sourced from well-managed forests, where the cycle of clearing and replanting has been continuous for many generations. As a UK based manufacturer, we work closely with our local environmental authorities to ensure compliance with our country's environmental legislation.

Veneer

Beautifully engineered Natural Oak veneer gives the illusion of a solid timber slab door.



RANGE Isala

CODE 494

FINISHES Dark Elm (DE) / Warm Grey Oak (GR)



RANGE Malmö Gloss

CODE 488

FINISHES Cashmere (CG) / Graphite (GG) / Light Grey (RG) / Porcelain (PG) / White (WG)



RANGE Malmö Matt

CODE 488

FINISHES Light Grey (RM) / Porcelain (PM) / White (WM)



RANGE Malmö Oak Veneer

CODE 888

FINISHES Natural Oak (15)



RANGE Otto Gloss

CODE 490

FINISHES Cashmere (CG) / Graphite (GG) / Porcelain (PG) / White (WG)



RANGE Otto Laminat

CODE 490

FINISHES Bleached Walnut (BW) / Concrete (CC) / Dark Walnut (DW) / Rose Walnut (RW)



RANGE Otto Matt

CODE 490

FINISHES Light Grey (RM) / Porcelain (PM) / The Painted Palette



RANGE Otto plus inset handle

CODE 491

FINISHES Bleached Walnut (BW) / Cashmere (CG) / Concrete (CC) / Dark Walnut (DW) / Graphite (GG) / Light Grey (RM) / Porcelain (PG) / Porcelain (PM) / Rose Walnut (RW) / White (WG) / The Painted Palette



Burbidge & Son Limited

Burnsall Road, Canley, Coventry, West Midlands CV5 6BS

T 024 7667 1600 **F** 024 7669 1010 **E** sales@burbidge.co.uk

www.burbidge.co.uk